



A Common Core State Anchor
Standards-Aligned
Discussion & Activity Guide for

Goodnight Firehouse

ISBN-10: 0988602342
ISBN-13: 978-0988602342

Written by Jennifer Drez

Illustrated by Kyle Clay

Published by JGD Publishing, LLC

Goodnight Firehouse is an introduction to fire safety, fire equipment, and fire vehicles. We hope the book fosters conversations about fire safety and what to do if a fire is encountered.

*Firefighters risk their lives every day for our protection.
This book is dedicated to them. A portion of the proceeds from
Goodnight Firehouse will be donated to the
National Fallen Firefighters Foundation.*

Guide created by
Debbie Gonzales, MFA



Table of Contents

Pre-Reading Discussion	3
Post-Reading Discussion	4
Good Night Firehouse Matching Game	5
Good Night Firehouse Matching Game Answers	6
Exploring Safety Rules	7
Fire Safety Posters	8-10
Letter Writing	11
Letter Writing Template	12
Common Core State Anchor Standards Alignment:	
• English Language Arts Standards » Anchor Standards for Reading.....	13
• English Language Arts Standards » Anchor Standards for Writing.....	13
• English Language Arts Standards » Anchor Standards for Speaking & Listening.....	13



Pre-Reading Discussion

Consider the illustration on the front cover:

- Identify the vehicle featured in the illustration. Have you ever seen a vehicle such as this? If so, where and when?
- The vehicle is pulling out of a building known as a *firehouse*. Tell all that you know about a firehouse. Who are the people who live in the firehouse? Have you ever been in a firehouse? If so, describe your experience.
- Tell all that you know about firetrucks. Have you ever heard the loud wailing of its siren? If so, what is the reason for the startling sound?
- Read the title of the book. Predict what this story is going to be about.



Meet the author - Jennifer Drez:

- Jennifer Drez is the author of *Goodnight Cowtown*, *Goodnight Dallas*, *Goodnight Dallas-walkSTEM® Edition*, and *Goodnight San Antonio*. All of these books are set in cities found in the state of Texas, where she lives. Consider how her home state has inspired her writing career.
- She wrote *Goodnight Firehouse* as a tribute to community helpers everywhere and her three sons who made fire station visits a regular event when they were children. The word *tribute* means a gift that is intended to show gratitude, respect, or admiration. Discuss how writing a book can express a sense of gratitude for others.
- Learn more about Jennifer by accessing her website at www.jenniferdrez.com.



Meet the illustrator - Kyle Clay:

- Kyle Clay is a firefighter and paramedic for the Fort Worth Fire Department. A *paramedic* is a person trained to give emergency medical care to injured people. Imagine the bravery and compassion an individual must have to serve in a job like this.
- Kyle teaches life and fire safety, serves as a duty public information officer for the fire department, and also works as a fire safety clown for the department, putting on fire safety shows for elementary schools. Discuss how helpful it must be to have an entertaining character, such as a clown, communicate the importance of fire safety to young children.
- *Goodnight Firehouse* is the first book he's illustrated. Make a connection between his background as a firefighter and an illustrator for children.

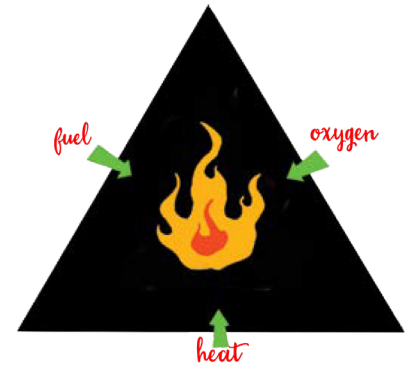


Post-Reading Discussion

Firefighters battle fires with flames that can reach the skies.

They are trained to protect property and lives.

- To *battle* means to struggle and fight. In addition to bravely battling fires, firefighters use the wisdom they've gain from training to put out fires. Consider how understanding the the three sources of fire equips them to battle dangerous flames.
- Observe the graphic listing the three sources of fire. What is meant by *fueling* a fire? Explain how oxygen helps to keep a fire burning. Discuss the importance of being very careful not to allow heat sources, such as candles and space heaters, to start and keep a fire burning.



Important equipment and machines are what firefighters use.

Let's say goodnight and find out how they help fire crews.

- Observe the fireman wearing the bunker suit. Explain why protective gear, such as this, is important for firemen to wear when fighting fires.
- Explore reasons why firemen might need to wear a gas mask.
- Describe a situation when an ax might be helpful when fighting fires.
- Firemen brave blazing hot fires while being covered, from head to toe, in heavy protective gear. Imagine how uncomfortable they must be while battling dangerous fires.
- The word *sacrifice* means suffer, surrender, and endure. List ways that firefighters sacrifice their lives to care for others.

Now let's say goodnight to the firefighting machines, each with a special purpose.

Some are for fires, some are for rescues; some are small, some are enormous.

- Identify the type of firefighting vehicle that you find to be most amazing.
- Instead of using water to extinguish fires, the airport crash vehicle uses special foam to put out chemical fires. Earlier in the story, we learned that firefighters are specially trained to do their jobs. Do you think learning to extinguish chemical fires would involve special training? How so?
- Whether in the air, on water, or on land, firefighters are prepared to battle dangerous flames to protect us all. How does knowing this make you feel? If you should ever have the opportunity to meet a firefighter, what would you like to say to them? What words or actions would you choose to express your appreciation for the brave work that they perform in our behalf?



Good Night Firehouse Matching Game

Match the pictures on the left with the correct labels on the right by drawing a line connecting them.



Heat for fire




Fuel for fire




Fire extinguishers



Hat



Firetruck



Oxygen for fire



Boat



Fireproof suit





Airplane



Good Night Firehouse Matching Game Answers

Match the picture with the correct label by drawing a line connecting them.



Heat for fire

Fuel for fire

Fire extinguishers

Hat

Firetruck

Oxygen for fire

Boat

Fireman suit

Airplane



Exploring Fire Safety Rules

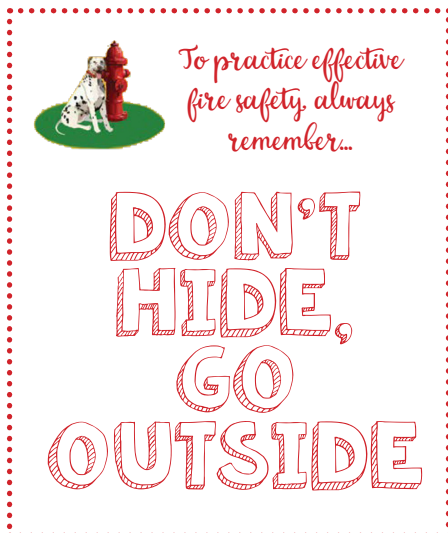
Objective: Integrate and evaluate information presented in diverse media and formats.

Materials:

- Fire Safety Posters (Guide, pgs. 8 to 10)
- Card stock
- Writing supplies
- Markers

Procedure:

- Print Fire Safety Posters on cardstock. Use them as reference while discussing aspects of fire safety.
- Invite students to join you in a exploration of actions they can take to keep them safe should they encounter a fire.
- Read each poster. Encourage the students to act out the behavior suggested on the poster. Discuss the importance of each action. Explore how the action will help them remain safe should they encounter a fire.
- Instruct students to write and illustrate a short how-to essay summarizing the actions described in each poster.
- Instruct students to share their essays and artwork with the class. Encourage them to elaborate on the reasons how and why the action will help others should they encounter a fire.





*To practice effective
fire safety, always
remember...*

**DON'T
HIDE,
GO
OUTSIDE**





To practice effective
fire safety, always
remember to...

GET LOW
&
GO!





To practice effective
fire safety, always
remember to...

STOP.
DROP.
COVER
YOUR FACE
& ROLL!



Letter Writing

Objective: To write a letter expressing gratitude for those who have risked their lives for fire safety.

Materials:

- Letter Writing Template (Guide, pg. 12)
- Pencil
- Markers

Procedure:

- Encourage students to define words such as *heros*, *assist*, *resources*, and *community* in their own words.
- Explore the meaning of *gratitude*. Discuss ways for the students to express feelings of gratitude for the firefighters who risk their lives to save others.
- Using the **Letter Writing Template**, instruct students to write a letter of thanks to the men and women firefighters in their town. Send or deliver the letters to your local Fire House.
- Instruct students to write a letter of thanks to the men and women firefighters in their town. Send or deliver the letters to your local Fire House.



Special note: GOOD NIGHT, FIREHOUSE is dedicated to [The National Fallen Firefighters Foundation](#), and a donation is made to The National Fallen Firefighters Foundation (NFFF) with every book sold. Consider the noble mission of this organization printed below.

THE NATIONAL FALLEN FIREFIGHTERS FOUNDATION

Our mission is to honor and remember America's fallen fire heroes, to provide resources to assist their families in rebuilding their lives, and work within the Fire Service Community to reduce firefighter deaths and injuries.



Dear Firefighters,

A large rectangular area defined by a dotted line, intended for a drawing or illustration.



Common Core State Anchor Standards Alignment

		Discussion	Matching Game	Exploring Safety Rules	Letter Writing
English Language Arts Standards » Anchor Standards » Reading					
CCSS.ELA-Literacy.CCRA.R.1	Read closely to determine what the text says explicitly and to make logical inferences from it; cite specific textual evidence when writing or speaking to support conclusions drawn from the text.	●	●	●	●
CCSS.ELA-Literacy.CCRA.R.2	Determine central ideas or themes of a text and analyze their development; summarize the key supporting details and ideas.	●		●	●
CCSS.ELA-Literacy.CCRA.R.3	Analyze how and why individuals, events, or ideas develop and interact over the course of a text	●		●	●
CCSS.ELA-Literacy.CCRA.R.4	Interpret words and phrases as they are used in a text, including determining technical, connotative, and figurative meanings, and analyze how specific word choices shape meaning or tone.	●		●	●
CCSS.ELA-Literacy.CCRA.R.7	Integrate and evaluate content presented in diverse media and formats, including visually and quantitatively, as well as in words.	●	●	●	●
CCSS.ELA-Literacy.CCRA.R.10	Read and comprehend complex literary and informational texts independently and proficiently.	●	●	●	●
English Language Arts Standards » Anchor Standards » Writing					
CCSS.ELA-Literacy.CCRA.W.2	Write informative/explanatory texts to examine and convey complex ideas and information clearly and accurately through the effective selection, organization, and analysis of content.			●	●
CCSS.ELA-Literacy.CCRA.W.4	Produce clear and coherent writing in which the development, organization, and style are appropriate to task, purpose, and audience.			●	●
English Language Arts Standards » Anchor Standards » Speaking & Listening					
CCSS.ELA-Literacy.CCRA.SL.1	Prepare for and participate effectively in a range of conversations and collaborations with diverse partners, building on others' ideas and expressing their own clearly and persuasively.	●		●	●
CCSS.ELA-Literacy.CCRA.SL.2	Integrate and evaluate information presented in diverse media and formats, including visually, quantitatively, and orally.	●	●	●	●
CCSS.ELA-Literacy.CCRA.SL.5	Make strategic use of digital media and visual displays of data to express information and enhance understanding of presentations.		●	●	●
CCSS.ELA-Literacy.CCRA.SL.6	Adapt speech to a variety of contexts and communicative tasks, demonstrating command of formal English when indicated or appropriate.	●	●	●	●

